

Art/DT (Design and Technology)

- Design and make boats—link with science
- Tasting seafoods and cooking with a variety of local fish
- Create sea scenes using pastels and paints
- Learn about artists who were inspired by the sea such as Turner



RE (Religious Education)


- Exploring the concept of God through a variety of religions

Music

- Learning sea shanties and writing our own
- Performing to an audience
- Warm up exercises and vocal games

PSHE (Personal, Social and Health Education)

- Understanding the role of drugs as medicines
- Being safe with prescribed drugs
- Charity work and institutions such as the RNLI
- Beach and sea safety



Year 1 and 2 Curriculum Overview Summer 1 2018

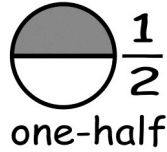


The curriculum outlined in this leaflet is set out under National Curriculum Subject areas. However, our aim is to try and link subject areas together and teach the children in a cross-curricular way, this makes the learning more meaningful.

For example, the children may be doing a piece of Literacy writing which relates to a historical topic or they may be making Rangoli patterns in Art/DT which relates to their RE learning. Year 1 and 2 follow a responsive curriculum which may alter throughout the term according to their thoughts and ideas.

Maths


- Continue to secure counting and ordering numbers to 100
- Count on in twos, fives and tens to 100 (YR1) and in threes to 1000 (YR2)
- Use resources to support counting in steps of 1, 2, 3 and 5
- Secure doubles and halves to 20 (YR1) to 100 (YR2)
- Write number sentences including missing number (YR2)
- Recognise and describe 2d and 3d shapes



English

Reading

- Read using their phonic sounds (YR1) alternate graphemes (YR2)
- Read, learn and recite some poetry by heart
- Read and discuss stories about the sea
- Research and share information about the RNLI




Writing

- Write a sentence dictated by an adult (YR1)
- Create posters for the RNLI
- Learn and rewrite the story based around the sea
- Research and present information about the RNLI and Grace Darling
- Extending vocabulary, exploring new words and use the grammar specified in the national curriculum (YR2)


Vocabulary, grammar and punctuation

- Use capital letters and full stops (YR1)
- Use commas, apostrophes, question and exclamation marks (YR2)
- Recognise and use conjunctions (YR2)



Science

- Exploring floating and sinking and understanding upthrust
- Understand and discuss the water cycle
- Know why water is fundamental to all life
- Planning and recording experiments (YR1)
- Devise own experiments and consider fair testing



Computing

- Practise typing and word skills
- Use Microsoft Office to present information
- Use the internet to research the RNLI and Grace Darling
- Create posters for the RNLI

PE (Physical Education)

- Athletics and outdoor games
- Prepare for sports day
- ABC with Andy Ayre

Humanities (History/Geography)

- Name and locate the oceans and seas of the world
- Understand how rivers and streams flow into the seas
- Name some major rivers of the U.K.
- Use geographical words such as coast, beach, tide
- Learn about Grace Darling and other people from maritime history
- Research the history of the RNLI

